






Item	PC-15 SHARPBENCH
------	-------------------------

Description	Size:	L 72 1/2	x	W 12	x	H 17 1/2	inch
		L 184,15	x	W 30,48	x	H 44,45	cm
Upper Cross Bar: 0.75" x 0.8 mm // 19.05 x 0.8 mm							
Leg Tube 1" x 0.8 mm // 25.5 x 0.8 mm							
Connection Tube: Ø18 x 0.9 mm							
Connected Steel Plate of Bench Top: 2.3 mm TH							
Blow Mold Plastic Table Top: 48mm							

Package	Carton size:	L 4 2/7	x	W 12	x	H 37 1/9	inch	Vol. (m³)	0,0316
		L 10,92	x	W 30,73	x	H 94,23	cm		
Pcs/ctn	1 pcs/ctn						EAN	8437009886113	
Net weight	8,1 Kg		17,82 lb		40'CY		1.720 und.		
Gross weight	8,76 Kg		19,27 lb		40'HQ		1.960 und.		

<p>Remarks:</p> <p>Recomended maximum weight: 400 Kg. - 882 lb</p> <div style="display: flex; justify-content: space-around;"> <div style="text-align: center;">  <p>Capacity: 3 persons. Area per person: 24".</p> </div> <div style="text-align: center;">  <p>Bench with folding top.</p> </div> </div> <div style="display: flex; justify-content: space-around; margin-top: 20px;"> <div style="text-align: center;">  <p>Bench provided with carrying handle for ease of transport.</p> </div> <div style="text-align: center;">  <p>Sliding ring to lock the legs in position when in use. Easy and secure.</p> </div> </div>	<p>Photo</p> 
--	---